



Casastone

BOLD SURFACES

Casa
FULL BODY TILES

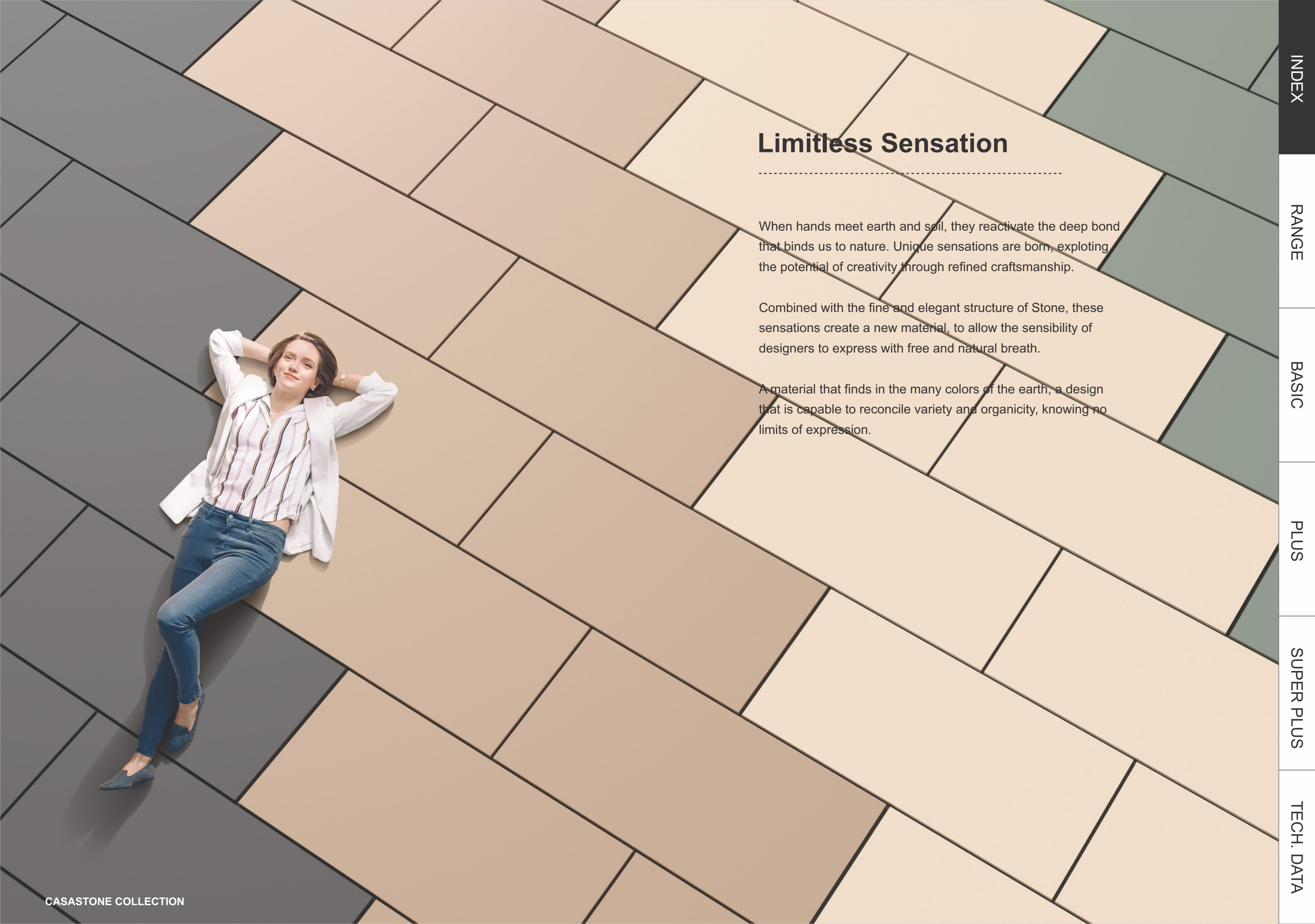
Overview

- 4 Limitless Sensation
- 6 Redefining Color
- 8 Empowering Colors
- 10 Infinite Combination
- 12 Product Features
- 14 Craftsmanship
- 16 Hybrid+ Technology
- 18 Meta Surface
- 20 Product Range
- 22 Style Index & Category

Technical Info

- 53 Installation System
- 58 Certification
- 59 Technical Specification
- 59 Tile Cleaning
- 60 Installation Video
- 60 Casa Collection

INDEX	RANGE	BASIC	PLUS	SUPER PLUS	TECH. DATA
-------	-------	-------	------	------------	------------



Limitless Sensation

When hands meet earth and soil, they reactivate the deep bond that binds us to nature. Unique sensations are born, exploiting the potential of creativity through refined craftsmanship.

Combined with the fine and elegant structure of Stone, these sensations create a new material, to allow the sensibility of designers to express with free and natural breath.

A material that finds in the many colors of the earth, a design that is capable to reconcile variety and organicity, knowing no limits of expression.



Redefining Colours

Casastone was born from the inspiration to create a symbiosis between nature and stone, a primitive element and a refined stone.

Natural materials that enrich each other, brought together by the craftsmanship of the designer searching for a new kind of surface.

Skilled hands caress grains of earth and perceive their intimate essence. Strengthened by this tactile knowledge, they shape delicate textures, recalling the ethereal lightness of stone.

The result is a warm and vivid material, defined in twelve colors referring to the nature and colors inspired by sand, clay and spices.

Casastone is designed to meet the latest architecture and interior design needs.

INDEX	RANGE	BASIC	PLUS	SUPER PLUS	TECH. DATA
-------	-------	-------	------	------------	------------

Minimal
But complex
Classical but
contemporary
CASASTONE
Is the way
For every style
and Design need

Kota	Argillia	Cremoso	Umber
Sabbia	Gesso	Mustard	Metallo
Terracotta	Coal	Grano	Grigio


INDEX	RANGE	BASIC	PLUS	SUPER PLUS	TECH. DATA
-------	-------	-------	------	------------	------------

Infinite Combination

The theory of colors tells us about the rules of analogy and complementarity, about how color emerges from nature when tint, tone and shade come into play. It also tells how our perception of a colored surface varies depending on the other colors that are associated with it.

This is what we have considered in the design of Casastone. The result is an organic set of colors, that can stand by themselves or that can be harmonically blended in infinite combinations.

A wide range of options for interior and exterior applications, in residential, commercial, work or public spaces.



Grano	Argillia
Cremoso	Grigio
Gesso	Kota
Metallo	Sabbia
Grano	Coal
Mustard	Grigio
Umber	Metallo
Kota	Cremoso
Terracotta	Coal

Metallo	Argillia	Grano
Gesso	Mustard	Coal
Cremoso	Sabbia	Grigio
Grano	Argillia	Umber
Kota	Cremoso	Grano
Gesso	Sabbia	Coal
Grano	Gesso	Terracotta
Mustard	Grigio	Grano
Grano	Kota	Sabbia

INDEX	RANGE	BASIC	PLUS	SUPER PLUS	TECH. DATA
-------	-------	-------	------	------------	------------



Solid



Safe,
Clean,
fireproof



Highly
sustainable

FULLBODY

Solid, strong and uniform, it maintains its appearance even in the event of extreme wear and damage.

Sanitisable, resistant to acid, easy to clean, does not burn and does not release harmful substances.

Fullbody porcelain stoneware produced with maximum respect for the environment and for workers. Long-lasting and recyclable

INDEX

RANGE

BASIC

PLUS

SUPER PLUS

TECH. DATA

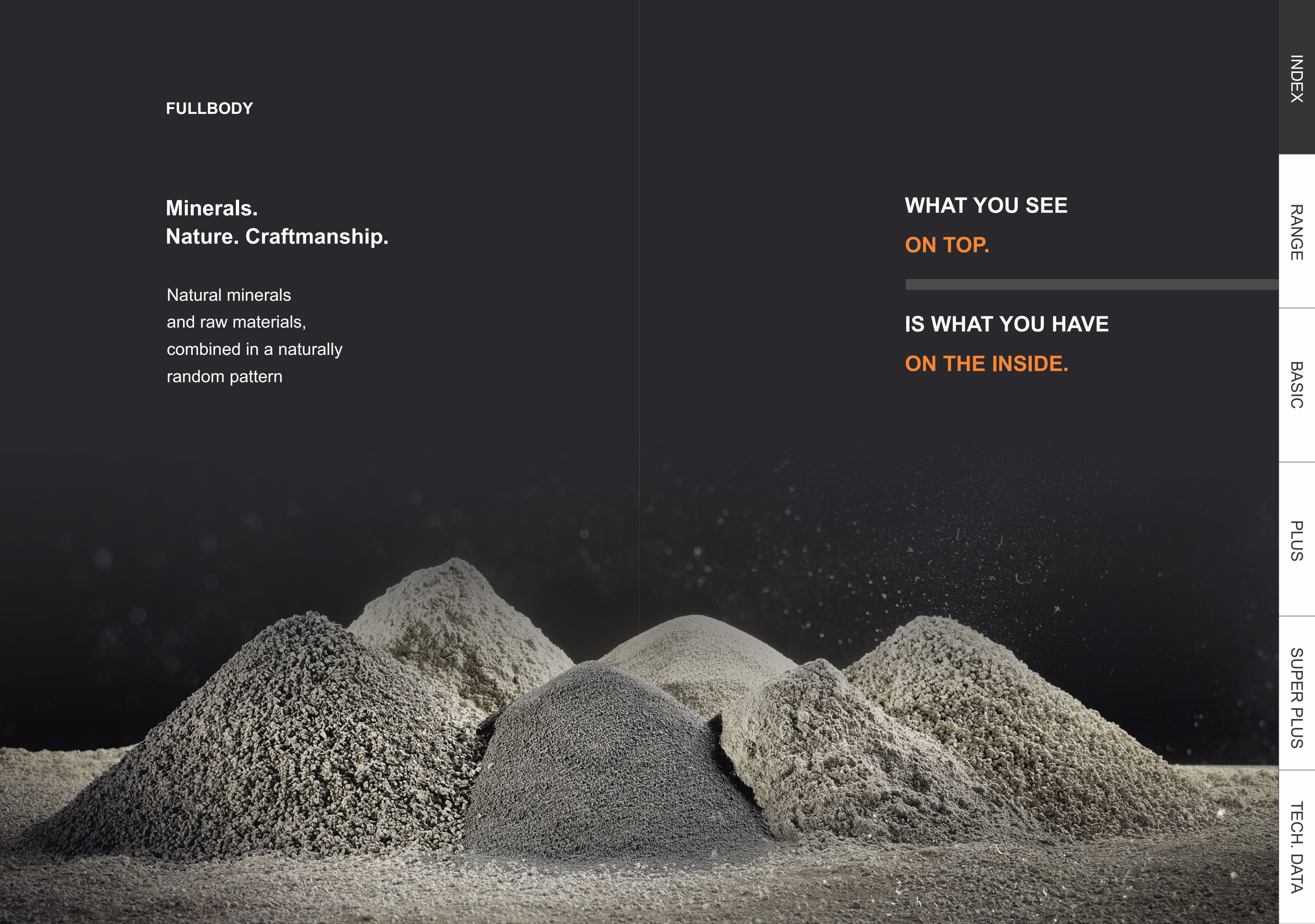
FULLBODY

Minerals.
Nature. Craftmanship.

Natural minerals
and raw materials,
combined in a naturally
random pattern

WHAT YOU SEE
ON TOP.

IS WHAT YOU HAVE
ON THE INSIDE.





HYBRID+
TECHNOLOGY

**FULL BODY
SKID RESISTANT
GERM FREE**



Protect
ANTIBATTERICO - ANTIMICROBIAL


**No Germs & Fungus, Less Health Issues | Get Rid of the Odours
Various Applications | Improves Quality of Life**

Casa Fullbody Tiles Collections comes with protect antibacterial hybrid+ technology. These Vitrified matt tiles is an innovative product made from finest ingredients with anti microabial treatment that inhibits growth of germs like bacteria and fungus.

This full body product with skid resistant property can be safely used in hospitals, schools, residential areas, offices or any other commercial spaces, where longevity and hygiene is paramount.

FULL BODY

These tiles are ideal for zones with heavy footfall because even after extented use, their colour remains the same.



SKID RESISTANT

A versatile surface with skid resistant property makes these tiles perfect for zero slippage on slopes of upto 25°.



GERM FREE (99.9%)

A specially formulated anti-microbial application used during the manufacturing process enables these tiles to prevent habitation of germs like bacteria and fungus, making them an ideal choice for today's health-concious consumers.



SCRATCH RESISTANT
STAIN RESISTANT



Confidently Smooth, Comfortably Stylish.

As smooth as the breezing wind, 'Meta Surface' is yet another achievement for us. The exceptional surface is achieved with the exclusive and patented Italian technology, which is the first of its kind in India. It takes the surface quality to where no other technology can reach.

With this innovation, we have overcome the myth that smooth surfaces get scratches and stains. Despite having the unmatched smoothness, 'Meta Surface' is resistant to scratches.

INDEX	RANGE	BASIC	PLUS	SUPER PLUS	TECH. DATA
-------	-------	-------	------	------------	------------

600x1200mm

Argillia	Gesso	Mustard
Kota	Grigio	Metallo
Cremoso	Grano	Sabbia
Coal	Umber	Terracotta

600x600mm

Kota	Grigio
Gesso	Coal
Metallo	Cremoso

600x1200mm

Gesso	Mustard
Kota	Metallo
Cremoso	Coal
Terracotta	

600x600mm

Kota	Cremoso
Gesso	



INDEX	RANGE	BASIC	PLUS	SUPER PLUS	TECH. DATA
-------	-------	-------	------	------------	------------

Style Index and Category

Casastone, an extraordinary homogeneous surface that is a unique delight for interiors and architects. The collection gives creative freedom to experiment, play around with their thoughts and ideas in an innovative way.

Our Natural solid range of colours , offers architects and interiors a rich palette for creating inspired structures that adds luxury and elegance to your space.

Casa full body tiles are characterized by soft solid colours and natural granite base with a surface of premium matt and smooth polished, is available in 60x60cm & 60x120cm size.

Basic

- Metallo
- Grigio
- Grano
- Sabbia
- Cremoso
- Kota


Plus

- Argilla
- Terracotta
- Umber

Super Plus

- Coal
- Gesso
- Mustard





CASASTONE
BASIC COLOR RANGE

INDEX	RANGE	BASIC	PLUS	SUPER PLUS	TECH. DATA
-------	-------	-------	------	------------	------------



KOTA

SIZE 600x1200mm | SURFACE PREMIUM MATT | CATEGORY : BASIC

Casastone
BOLD SURFACES

INDEX

RANGE

BASIC

PLUS

SUPER PLUS

TECH. DATA

SIZE :600x1200mm | SURFACE :SMOOTH POLISHED |CATEGORY :BASIC



SIZE :600x600mm | SURFACE :SMOOTH POLISHED |CATEGORY :BASIC


INDEX	RANGE	BASIC	PLUS	SUPER PLUS	TECH. DATA
-------	-------	-------	------	------------	------------



CLICK HERE



For
360°
VISUAL



Category : Basic

600x1200mm



Surface : Premium Matt



Surface : Smooth Polished

600x600mm



Surface : Premium Matt



Surface : Smooth Polished



CREMOSO

SIZE 600x1200mm | SURFACE PREMIUM MATT | CATEGORY : BASIC

Casastone
BOLD SURFACES

INDEX

RANGE

BASIC

PLUS

SUPER PLUS

TECH. DATA

SIZE :600x1200mm | SURFACE :SMOOTH POLISHED |CATEGORY :BASIC



SIZE :600x600mm | SURFACE :SMOOTH POLISHED |CATEGORY :BASIC

INDEX	RANGE	BASIC	PLUS	SUPER PLUS	TECH. DATA
-------	-------	-------	------	------------	------------



CLICK HERE

For


360°

VISUAL



Category : Basic

600x1200mm




Surface : Premium Matt



Surface : Smooth Polished

600x600mm



Surface : Premium Matt



Surface : Smooth Polished



METALLO

SIZE 600x1200mm | SURFACE PREMIUM MATT | CATEGORY : BASIC

Casastone
BOLD SURFACES

INDEX

RANGE

BASIC

PLUS

SUPER PLUS

TECH. DATA

SIZE :600x1200mm | SURFACE :SMOOTH POLISHED |CATEGORY :BASIC



SIZE :600x600mm | SURFACE :PREMIUM MATT |CATEGORY :BASIC

INDEX

RANGE

BASIC

PLUS

SUPER PLUS


TECH. DATA


M

METALLO

CLICK HERE

For
360°
VISUAL





Category : Basic

INDEX

RANGE



BASIC

PLUS

SUPER PLUS


TECH. DATA

600x1200mm



Surface : Premium MattSurface : Smooth Polished

600x600mm



Surface : Premium Matt

Casastone

BOLD SURFACES



GRIGIO

SIZE 600x1200mm | SURFACE PREMIUM MATT | CATEGORY : BASIC

Casastone
BOLD SURFACES

INDEX

RANGE

BASIC

PLUS

SUPER PLUS

TECH. DATA



CLICK HERE



For
360°
VISUAL



Category : Basic

600x1200mm



Surface : Premium Matt

600x600mm



Surface : Premium Matt



GRANO

SIZE 600x1200mm | SURFACE PREMIUM MATT | CATEGORY : BASIC

Casastone
BOLD SURFACES

INDEX

RANGE

BASIC

PLUS

SUPER PLUS

TECH. DATA

CLICK HERE




For
360°
VISUAL



Category : Basic

600x1200mm



Surface : Premium Matt



SABBIA

SIZE 600x1200mm | SURFACE PREMIUM MATT | CATEGORY : BASIC

Casastone
BOLD SURFACES

INDEX

RANGE

BASIC

PLUS

SUPER PLUS

TECH. DATA

CLICK HERE




For
360°
VISUAL




Category : Basic

600x1200mm



Surface : Premium Matt



CASASTONE
PLUS COLOR RANGE

INDEX	RANGE	BASIC	PLUS	SUPER PLUS	TECH. DATA
-------	-------	-------	------	------------	------------





TERRACOTTA

SIZE 600x1200mm | SURFACE PREMIUM MATT | CATEGORY : PLUS

Casastone
BOLD SURFACES

INDEX

RANGE

BASIC

PLUS

SUPER PLUS


TECH. DATA

CLICK HERE



For
360°

VISUAL




Category : Plus

600x1200mm



Surface : Premium Matt



Surface : Smooth Polished



ARGILLIA

SIZE 600x1200mm | SURFACE PREMIUM MATT | CATEGORY : Plus

Casastone
BOLD SURFACES

INDEX

RANGE

BASIC

PLUS

SUPER PLUS

TECH. DATA



Category : Plus

600x1200mm



Surface : Premium Matt



UMBER

SIZE 600x1200mm | SURFACE PREMIUM MATT | CATEGORY : PLUS

Casastone
BOLD SURFACES

INDEX

RANGE



BASIC

PLUS

SUPER PLUS

TECH. DATA

INDEX	RANGE	BASIC	PLUS	SUPER PLUS	TECH. DATA
<div>UMBER</div> <div><div>CLICK HERE</div><div>For 360° VISUAL</div><div></div></div> <div></div> <div>Category : Plus</div>				<div>600x1200mm</div> <div></div> <div>Surface : Premium Matt</div> <div>Casastone BOLD SURFACES</div>	



CASASTONE
SUPER PLUS COLOR RANGE

INDEX

RANGE

BASIC

PLUS

SUPER PLUS

TECH. DATA

**GEDSO**

SIZE : 600x1200mm | SURFACE : PREMIUM MATT | CATEGORY : SUPER PLUS

Casastone
BOLD SURFACES

SIZE : 600x1200mm | SURFACE : SMOOTH POLISHED | CATEGORY : SUPER PLUS




SIZE : 600x600mm | SURFACE : SMOOTH POLISHED | CATEGORY : SUPER PLUS

INDEX	RANGE	BASIC	PLUS	SUPER PLUS	TECH. DATA
-------	-------	-------	------	------------	------------




CLICK HERE 

For
360°
VISUAL




Category : Super Plus

600x1200mm




Surface : Premium Matt




Surface : Smooth Polished

600x600mm



Surface : Premium Matt



Surface : Smooth Polished



COAL

SIZE 600x1200mm | SURFACE PREMIUM MATT | CATEGORY : SUPER PLUS

Casastone
BOLD SURFACES

INDEX

RANGE

BASIC

PLUS

SUPER PLUS

TECH. DATA

COAL

SIZE 600x1200mm | SURFACE :SMOOTH POLISHED |CATEGORY :SUPER PLUS

Casastone
BOLD SURFACES



INDEX

RANGE

BASIC

PLUS

SUPER PLUS

TECH. DATA



COAL

SIZE 600x600mm | SURFACE PREMIUM MATT | CATEGORY : SUPER PLUS

Casastone
BOLD SURFACES

INDEX

RANGE

BASIC

PLUS

SUPER PLUS

TECH. DATA

CLICK HERE



For
360°
VISUAL



Category : Super Plus

600x1200mm



Surface : Premium Matt




Surface : Smooth Polished

600x600mm



Surface : Premium Matt



MUSTARD

SIZE 600x1200mm | SURFACE PREMIUM MATT | CATEGORY : SUPER PLUS

Casastone
BOLD SURFACES

INDEX

RANGE

BASIC

PLUS

SUPER PLUS

TECH. DATA

SIZE :600x1200mm | SURFACE :SMOOTH POLISHED |CATEGORY :BASIC



INDEX	RANGE	BASIC	PLUS	SUPER PLUS	TECH. DATA
-------	-------	-------	------	------------	------------

CLICK HERE



For
360°
VISUAL



Category : Super Plus


600x1200mm



Surface : Premium Matt



Surface : Smooth Polished



Certification

Installation Process

Technical Specification

Tile Cleaning

Installation System

Casa All Collection

OUR NAME STANDS FOR TECHNICAL AND AESTHETIC EXCELLENCE.



Around the world, we proudly promote materials that best express that Made in India aesthetic, style and technical excellence.

On the international market, our name is synonymous with Full body tiles technical porcelain stoneware that offers extremely high technical and aesthetic performance. We transform top quality raw materials into ceramic projects able to interpret the many requirements of a continuously evolving world.



Tiles of India is the certified brand of origin which exclusively marks all products fully manufactured in India representing the decades old values system of the Indian Ceramic Industry. We support all those values promoted by the Indian Ceramics code of ethics, from 100% Indian production to social and environmental responsibility.



100% ISO 9001 : 2015 certification is internationally recognised and represents a guarantee of the excellence and quality of the management system. CASA TILES decided of its own accord to undertake this important process, adopting a set of rules, responsibilities and checks to improve the efficiency of processes and customer satisfaction, to boost its competitiveness and maintain compliance with the highest quality standards.



SAFETY SYSTEM MANAGEMENT

The health and wellbeing of employees are crucial priorities for CASA TILES. The attainment of ISO 45001 certification strengthens a business culture that sees safety not simply as a question of regulatory compliance, but as an essential part of working processes. Regulation is a necessary tool for generating a new model of sustainable competitiveness that can improve company performance across the board.

ECO-SUSTAINABLE DEVELOPMENT



ENVIRONMENTAL MANAGEMENT

CASA TILES conforms with the environmental regulations envisaged by the ISO 14001 certification. This certification measures and controls the reduced environmental impact of production sites, through an environmental management system based on strict parameters.

Casa Tiles CONTRIBUTES TOWARDS ENERGY EFFICIENCY THROUGH:

- 100% recycling of waters used
- 100% recycling of unfired and fired waste
- 100% recycling of packaging and pallets
- 60% recycling of waste.

LOW ATMOSPHERIC GAS EMISSIONS

- 100% Water Consumption Savings
- 100% Recycling of Unfired Waste
- 100% Recycling of Fired Waste
- 100% Recycled Packaging
- 70% Recycling of Industrial Waste
- Noise Pollution Monitoring
- 100% Recycled Pallets



LOW ATMOSPHERIC GAS EMISSIONS



100% WATER CONSUMPTION SAVINGS



100% RECYCLING OF UNFIRED WASTE



100% RECYCLING FIRED WASTE



100% RECYCLED PACKAGING



90% RECYCLING OF INDUSTRIAL WASTE



NOISE POLLUTION MONITORING



100% RECYCLED PALLETS



IMC is a voluntary certification system, for the design, construction and management of high performance sustainable buildings; it promotes an integrated design system that concerns the whole building. It is developed by the U.S. INTERNATIONAL MANAGEMENT COUNCIL (USIMC), an association which provides a global approach to sustainability, providing recognition for virtuous performance levels in key areas of human and environmental health. The system is based on rating credits for each of the requisites featuring the sustainability of the building. The sum of the credits composes the certification level achieved.

INDEX

RANGE

BASIC

PLUS

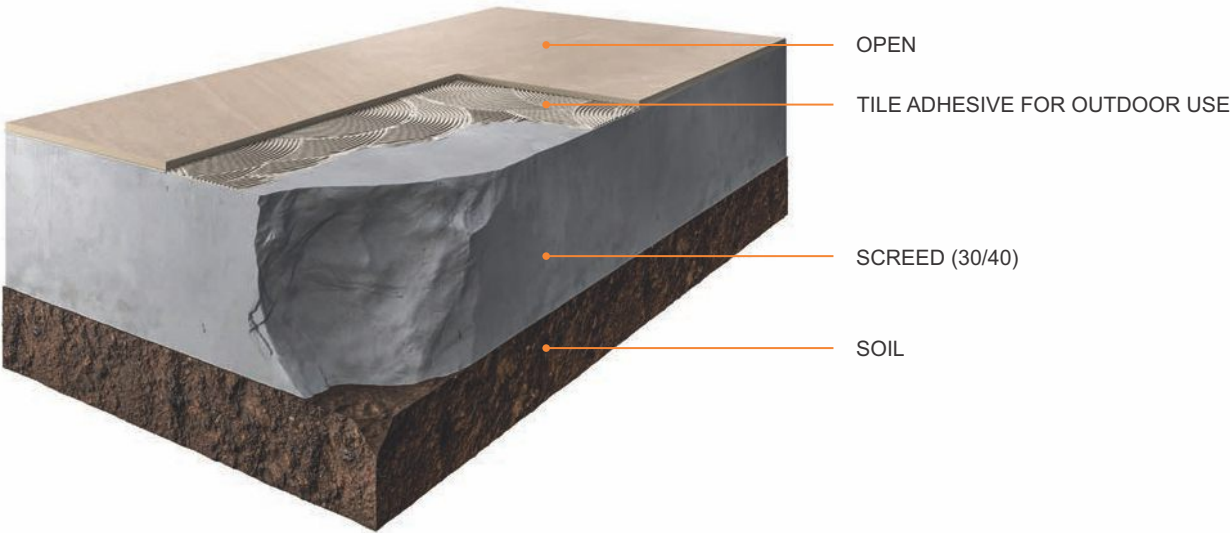
SUPER PLUS

TECH. DATA

LAYING ON
SCREED



SUGGESTED PROCESS



CASASTONE COLLECTION

INSTALLATION SYSTEMS



Clean the existing surface and check that the screed has been properly prepared: flat, dry and cured. Spread the adhesive evenly over the surface.



मौजूदा सतह को साफ कर स और जांच ले और जांसही से तैयार र किकगया है : सपाट, सूखा और ठीक हो। सतह पे एडहैसिव कोको समामान ैलाएं



Put the tiles in place and tap down gently with a rubber hammer to drive out the air and ensure perfect bonding. Fit the 4/5 mm spacers into the joints.



स बै को जगह ोकोजगझौर धीर से एक रबर के हथौड़े से नीचे टैप कर कऔर हवा को बाहर कोको बसही र नि मा ाकाल सहीही बाँब कर रें। जोजोड़ों में 4 याया 5 ममिमीमी स्पेसर फिफिट करेरें।



Once the glue has dried, remove the spacers, grout the joints and clean thoroughly to remove any residues.



गोंग सूख जाने के बाद, के बा को हटा दे, कोको ाटा दकर द और उसके कोई अवशेष हटाने के ने केके तरह से सतह साफ कर।क

INDEX

RANGE


BASIC

PLUS

SUPER PLUS

TECH. DATA

LAYING AS
RAISED PAVING



SUGGESTED PROCESS



INSTALLATION SYSTEMS



Clean the existing surface and check that the screed is level to select the right type of pedestal. The screed must be dry and cured. Prepare the chosen pedestals, cutting the ones around the edge to size and removing any unwanted wings.



मौजूदा सतह को साफ कर सऔर जांच ले और जांसही प्रका के केके को चुनने के चुनने पर है । लिए को सूखा और ठीक ठीक क जाना या जाजाचुने चाचहिहिए को तैयार करक्करे आकार दे ने के आकाकार ददेके केके ओर काटकर तैयार कर कररें और किकिसीस ेभावांवांछि छ



Arrange the grid of pedestals in accordance with the laying diagram, starting with those around the edge. Fit the protective tile edge clips on the pedestals against any walls.



पेडस्ट के केके को आरखे के अनुसार रेख के के अनुसार व्य किकिनकेेरे केके आसपापासस े शुरू कररें। ेदीदीवावार कीकी र पर प्र प्रोटेटेक्टिव टाटाल एज क्लिक्लिप्स फिट कररें।



Lay the tiles on the pedestals dry. Add a pedestal in the middle of the tiles, removing the spacer wings. Systematically check the flatness and adjust the heights of the pedestals with the adjuster key to compensate for any unevenness in the substrate. A little slope of the substrate is always recommended in order to prevent water stagnation underneath the surface.




पेडस्टपर बै को सुखा ब कोको स बै के बीच छाछक पेडस्ट ल जोज्जेंड ेको हटाए। ंवि ट ंगकोको भी असमानता ाताभरपाई के ापाई केके लिलको एडजस्टर क्रीक्री को कर के े व्यवस्थ से थित रू प सऊंचाई और समतलता कीक्जाँच करँपानी का ठहराव रोकने के का ठसतह के नीचे सब्े ट्रेट्रेट काका थोथोड़ाडा ढलाला है

LAYING ON GRASS



SUGGESTED PROCESS



INSTALLATION SYSTEMS



Place the slabs dry on the grass and check the gap between them is the same over the entire laying surface.



सबै को घास पर सुखा सपर सऔर खा बिबिछानेके बीच का अंतर पूरीरी बिबिछाने कीकी सतह प है




Mark out the area of turf to be removed and dig out to a depth of at least 5 cm. Create a layer of at least 3 cm of gravel (diam. 3/6 mm).



हटाए जाने वालेटफा के टर् को फ केकेकर और कम से कम 5 सेमी की कगहराईतक खोद त्कम से कम 3 सेमी बजरी कीकी एक परत बन लाएं (व्याव्यास 3/6 मिमिममी)।



After checking that the substrate created is level, put the slabs in place and tap down gently with a rubber hammer to settle them into place and eliminate any unevenness.

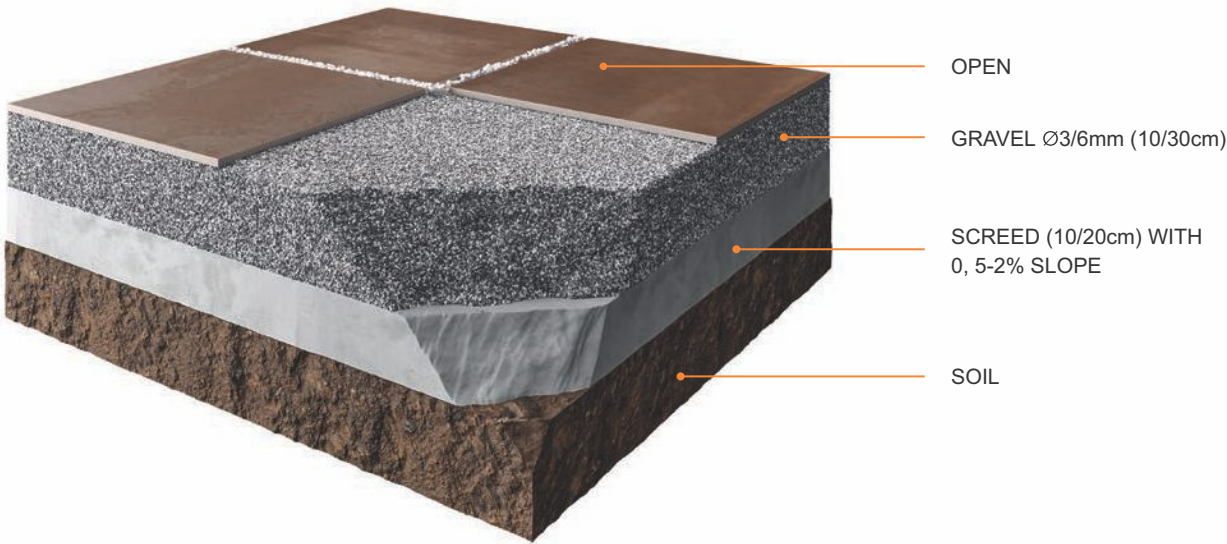


बनाया गया गयो ट सव्होने ट्र जाँच करने के बाद क बै रखें और एक रबर हथौड़े के साथ केक जगह ाथ उन्हें जगह में व्यव करने के े लिधीर ेसे नीचे टैप कर और ैटैप भी तरह और किक्स असमानता को दरू कर द

LAYING ON
SCREED



SUGGESTED PROCESS



CASASTONE COLLECTION

INSTALLATION SYSTEMS



Create a layer of at least 5 cm of gravel (diam. 3/6 mm) on the existing substrate. Level the surface with a straightedge and check the flatness.



कम से कम 5 सेमी बजरी िरीपरत (डायम 3/6 ायम 3/6 मिमिमी) मौजूदा ादों ट पर बनाये। सतह को ान टै एज के साथ लेवल कर ेरे और उसकीकी समतलताता की जाँचजाँच करें।



Place the slabs dry on the gravel and check that the gap between them is the same over the entire laying surface. Tap down gently with a rubber hammer to settle them into place and eliminate any unevenness.



स बै को बजरी पर सुखा ि पर सऔर खा बिबिछउनके बीच का अंतर पूरी िरी बिबिछसतह पर समान है । स म्गह है। उन्हें बिबिछाछे केकरबर के हथौड़े से धीरे से नीचे से ओर टै प कर ें और किकिसी भीभी असा ू करत



Check the flatness of the surface created. Add gravel in the joints to level the paving. Decorative gravel larger in diameter than the type use for the substrate can also be used in the joints.



बनाई गई सतह ह कसमतलता लता जाँच कर। ँजाँ को समतल करने के े लिलिए ज ोज़ेजरी डाल। ंब टै के लिलि उपयोग योग जाने वालेने वा वालतुलना रक्कार कीकी तुलना बड़े सजावटी बजरी का उपयोग काका उप्पी ोग जो जा सकता है

INDEX

RANGE


BASIC

PLUS


SUPER PLUS

TECH. DATA

LAYING ON SAND



SUGGESTED PROCESS



INSTALLATION SYSTEMS



Prepare a layer of sand at least 5 cm thick on the existing substrate (screed or gravel). Level the surface with a straightedge and check the flatness.



कम से कम 5 सेमी मोटी रेत की रफ़्त मौजूदा रेत के (स्क्रीन बजरी) पर तैयार करें। सतह को या तो एज के साथ लेवल करें और उसकी समतलता की जाँच करें।



Place the slabs dry on the sand and check that the gap between them is the same over the entire laying surface. Tap down gently with a rubber hammer to settle them into place.



सब को रेत पर सुखा त पर स और खा बिछाने के बीच का अंतर पूरी की बिछा सतह पर समान है। मां जगह है। उन्हें ज बिछा के करबर के हथौड़े से धीरे से नीचे से ओर टैप कर दें और किसी भी भी असा ठीक कर दें।



Add sand in the joints to level the paving. the surface of the slabs.



Clean



फर् को समतल करने के केके लिए डालें। बेरे रेत डाल सतह को साफ करें। फ

INDEX

RANGE

BASIC

PLUS

SUPER PLUS

TECH. DATA

TECHNICAL SPECIFICATION

TECHNICAL DETAILS	STANDARD AS PER ISO-13006/EN176 GROUP BIa	MEAN VALUE OF CASA FULL BODY VITRIFIED TILES	METHOD OF TEST
Deviation In Length & Width	± 0.60%	± 0.10%	ISO-10545-2
Deviation In Thickness	± 5.00%	± 2.00%	ISO-10545-2
Straightness Of Sides	± 0.50%	± 0.10%	ISO-10545-2
Rectangularity	± 0.60%	± 0.10%	ISO-10545-2
Surface Flatness	± 0.50%	± 0.10%	ISO-10545-2
Glossiness	Gloss Meter	Min. 90%	Glossometer
Water Absorption	≤ 0.50%	E ≤ 0.05%	ISO-10545-3
Breaking Strength	1300 N	2000 N	ISO-10545-4
Abrasion Resistance	Max. 175mm	Max. 145mm3	ISO-10545-6
Moh's Hardness	Min. 6	≤ 6*	EN101
Frost Resistance	Frost Proof	Frost Proof	ISO-10545-12
Thermal Shock	No Damage	No Damage	ISO-10545-9
Moisture Expansion	Nil	Nil	ISO-10545-10
Thermal Expansion	< 9 x 10 ⁻⁶	< 6 x 10-6	ISO-10545-8
Resistance of House Hold Chemical	No Damage	No Damage*	ISO-10545-13
Stain Resistance	Resistance	Resistance*	ISO-10545-14
Slip Resistance (Friction Co Efficient)	> 0.40	> 0.40	ISO-10545-17

PACKING DETAILS

Collection	Size	Pieces / Box	Whight / box (approx)	Coverage Area / Box
Casastone	600x1200mm	2 Pieces	29.00kg	15.5 ft ² or 1.44 mtr ²
	600x600mm	4 Pieces	28.00kg	15.5 ft ² or 1.44 mtr ²

Disclaimer

Casa reserves the right to delete & amend either totally or partially, any of the colours, shapes, sizes, references and other technical specifications contained in this catalogue at anytime. The colours of tiles shown in this catalogue are purely illustrative to printing process. Please refer actual sample before final selection. The details of sizes, colours and references should be verified for typographical errors.

CLEANING & MAINTENANCE

TYPE OF STAIN	CHEMICAL PRODUCT	EXAMPLE
Grease	Alkaline - Solvent	Detergent
Oil	Solvent	Ammonia, Backing Soda
Ink	Oxidant - Solvent	Alcohol, Liquid Bleach, Nail Paint Remover
Rust	Acid	Hydrochloric Acid, Vinegar, Red Harpic
Lime	Acid	Descaling Reagent, Hydrochloric Acid
Cement	Acid	Hydrochloric Acid
Wine	Alkaline	Ammonia, Liquid Bleach
Coffee	Alkaline - Solvent	Ammonia, Liquid Bleach
Rubber	Solvent	Alcohol, Thinner
Plaster	Acid	Hydrochloric Acid
Candle Wax	Solvent	Alcohol, Thinner
Iodine	Oxidant	Liquid Bleach
Blood	Oxidant	Liquid Bleach
Ice Cream	Alkaline	Liquid Bleach


Our products are non porous (due to their high quality raw materials, stringent production parameters and state of the art technology), hence any dust or deposited waste cannot penetrate the surface. For most cases only a damp cloth is sufficient for cleaning. Regular cleaning highlights the aesthetic features of the surface and gives it exceptional shine. For highly aggressive cleaning caused by some common food and substances follow the table below.

For more details,
check our tutorial videos
on the website and
on Youtube.




CASASTONE COLLECTION

LAYING ON SCREED



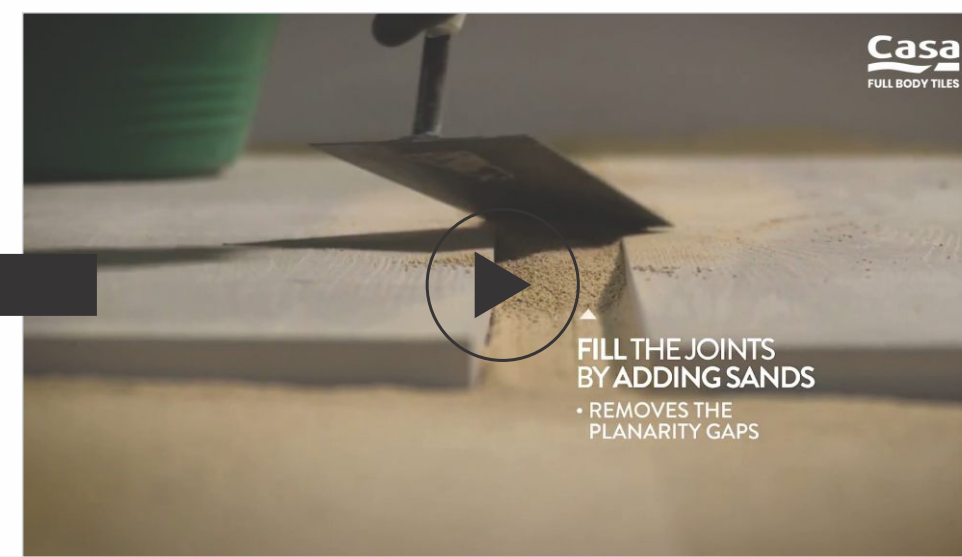
LAYING ON GRASS



LAYING ON GRAVEL



LAYING ON SAND



INDEX

RANGE

BASIC

PLUS

SUPER PLUS

TECH. DATA

A PREMIUM COLLECTION

Casastone
BOLD SURFACES


**CASA
DESERT**
FULL BODY TILES

CASAYARD
EXQUISITE PUNCH, INSPIRED BY NATURE

CASADECK
Heavy Duty Tiles

**CASA
POLO**
FULLBODY TILES

CASA STEP
READY TO INSTALL FULLBODY STEPS

CasaArt
— FULLBODY TILE MOSAIC —

Casa 
Cloud
DIGITAL FULLBODY TILES

CLICK COLLECTION TO OPEN PRODUCT PDF



Casagres Tiles India

Sartanpar Road,
Opposite 166 Kva Substation,
Morbi - 363 621, Gujarat, India

casa@fullbodytiles.com
fullbodytiles.com

Copyright 2023 By Casagres Tiles India
(designed By: Sipl) June 2023